




























# ORACLE FUSION FINANCIALS COURSE CONTENT

## **Oracle Fusion General Ledger**


















-  Create Accounting Calendar
-  Create/Enable Currencies
-  Create Value Sets
-  Create Chart of Accounts
-  Create Chart of Accounts Instance
-  Create Primary Ledger
-  Setup Ledger Options
-  Create Legal Entity
-  Complete Primary Ledger Definition
-  Review General Ledger Role Template
-  Assign Data Roles to User
-  Run LDAP Job
-  Open GL Periods
-  Account Hierarchy Creation

## **Oracle Fusion Accounts Payables**

-  Create Business Unit Locations
-  Create Reference Data Sets
-  Create Business Units
-  Assign Business Unit Functions to Business Unit
-  Create Legislative Data Group
-  Assign Legislative Data Group to LE
-  Create Employee User
-  Assign Implementation Consultant Roles to User
-  Create Procurement Agents
-  Common Options for Payables and Procurement
-  Invoice Options Configuration
-  Payment Options Configuration
-  Create Payment Terms
-  Create Distribution Sets
-  Setting up Suppliers Number

-  Assign Supplier Roles to User
-  Create Supplier
-  Create Supplier Addresses
-  Create Supplier Sites
-  Assigning Supplier Sites to Procurement Business Units
-  Create Banks
-  Create Branches
-  Create Bank Accounts
-  Create Payables Documents
-  Create Payment Method
-  Defining Payment Formats
-  Create Payment Process Profile
-  Introduction to Payables Role Templates
-  Assigning Data Roles to User
-  Submitting LDAP Job
-  Open Payables Periods

### **Oracle Fusion Accounts Receivables**

-  Receivables System Options Configuration
-  Define Transaction Types
-  Define Transaction Sources
-  Auto Accounting Configuration
-  Create Payment Terms
-  Create Statement Cycles
-  Collector Creation
-  Create Customer Profile Class
-  Create Reference Data Set for Customer Site
-  Create Customer
-  Create Customer Site/Address
-  Create Remit-to-Address
-  Memo Lines Creation
-  Create Receivable Activities
-  Create Receipt Classes & Methods
-  Create Receipt Source
-  Overview on AR Role Template

- ✚ Assign Receivables Data Roles to User
- ✚ Submitting LDAP Job
- ✚ Open Receivables Periods

### **Oracle Fusion Cash Management**

- ✚ Manual Bank Statement Creation
- ✚ Manual Reconciliation
- ✚ Automatic Reconciliation
- ✚ Generate Cash Transactions
- ✚ External Cash Transactions
- ✚ CM to GL Reconciliation

### **Oracle Fusion Fixed Assets**

- ✚ Create Value Sets for Category KF
- ✚ Create Value Sets for Location KF
- ✚ Create Value Sets for Asset Key KFF
- ✚ Create Category KFF Structure
- ✚ Create Location KFF Structure
- ✚ Create Asset Key KFF Structure
- ✚ Create Category KFF Structure Instance
- ✚ Create Location KFF Structure Instance
- ✚ Create Asset Key KFF Structure Instance
- ✚ Create Segment Values to 3 KFF Segments
- ✚ Configure System Controls
- ✚ Create Fiscal Year Calendar
- ✚ Create Asset Calendar
- ✚ Define Prorate Convention
- ✚ Create Prorate Calendar
- ✚ Create Asset Book
- ✚ Create Tax Book
- ✚ Create Asset Categories
- ✚ Overview on Asset Book Role Template
- ✚ Assign Data Roles to User

### **Oracle Fusion Expense**

- ✚ Setup Expense System Options

- ✚ Create Expense Report Templates
- ✚ Define Expense Approval Rules
- ✚ Assign Data Roles to User
- ✚ Run LDAP Job
- ✚ Set Default Expense Account for Employee

## **Oracle Fusion Purchasing**

- ✚ **Purchasing Configuration**
- ✚ Create Inventory Location
- ✚ Assign Business Unit Business Function for Procurement
- ✚ Define Facilities for Procurement – Facility Shifts – Facility Workday Pattern – Facility Schedules
- ✚ Create Item Master Inventory Organization
- ✚ Create Actual Inventory Organization
- ✚ Configure Procurement Business Function
- ✚ Configure Requisitioning Business Function
- ✚ Manage Common Options for Payables and Procurement
- ✚ Receiving Parameters
- ✚ Procurement Agent
- ✚ Manage Transaction Account Definitions
- ✚ Manage Account Rules
- ✚ Transaction Account Definition
- ✚ Setting Subledger Accounting Options
- ✚ Create Approval Group
- ✚ Manage Purchasing Document Approvals – Setup Approvals – Parallel
- ✚ Assign Data Roles to User
- ✚ Run LDAP Job for Roles Synchronization

## **Oracle Fusion Tax**

- ✚ Create Tax Regime
- ✚ Create Tax
- ✚ Create Tax Jurisdiction
- ✚ Create Tax Status
- ✚ Create Tax Rates
- ✚ Application Tax Options
- ✚ Tax Owner Configuration

- ✚ Assign Tax to Supplier (Profile/Header & Address)

### **Oracle Fusion Functional Setup Manager (FSM)**

- ✚ Introduction to Functional Setup Manager (FSM)
- ✚ Understanding Application Implementation Process through FSM
- ✚ Understanding Offerings
- ✚ Understanding Options
- ✚ Enabling Offerings
- ✚ Implementation Project Creation
- ✚ Task Assignments to Team Members
- ✚ Status Tracking
- ✚ Understanding Task Lists/Tasks
- ✚ Overview on Offerings Documentation
- ✚ Overview on Rapid Implementation Process

### **Oracle Identity Manager (OIM)**

- ✚ Implementation User Creation
- ✚ Role Provisioning
- ✚ Custom Roles Creation

### **Oracle Authorization Policy Manager (APM)**

- ✚ Role Templates
- ✚ Oracle Delivered Roles
- ✚ Generating Custom Data Roles

### **Oracle Business Process Management (BPM)**

**Contact for Fusion Financials Training: +919885022027**